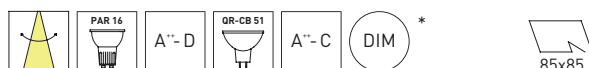
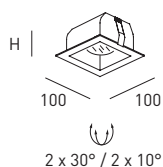


SQUARE

Einbaustrahler 12 V oder 230 V, 2-fach schwenkbar (2x30°/2x10°), mit Entblendungsring, für 12 V oder 230 V LED- und Halogen-Leuchtmittel geeignet, Transformator bitte separat bestellen

Recessed downlight 12 V and 230 V, adjustable (2x30°/2x10°), with anti glare ring, 12 V or 230 V LED and halogen lamps are suitable, please order transformer separately



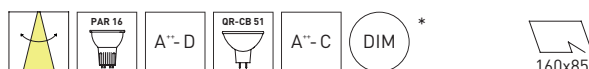
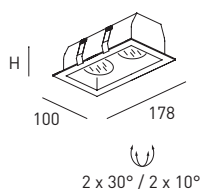
CODE	TYPE	COLOUR	LAMP	POWER SUPPLY	H
D382	SQUARE	white	1xGU10 LED or 1x30W halogen	230 V	105 mm
D381	SQUARE	grey	1xGU10 LED or 1x30W halogen	230 V	105 mm
D480	SQUARE	white	1xGU5,3 LED or 1x35W IRC halogen	excl. transformer	90 mm
D481	SQUARE	grey	1xGU5,3 LED or 1x35W IRC halogen	excl. transformer	90 mm

H = Einbautiefe / recessed depth

SQUARE DUO

2-fach Einbaustrahler 12 V oder 230 V, 2-fach schwenkbar (2x30°/2x10°), mit Entblendungsring, für 12 V oder 230 V LED- und Halogen-Leuchtmittel geeignet, Transformator bitte separat bestellen

Double recessed downlight 12 V und 230 V, adjustable (2x30°/2x10°), with anti glare ring, 12 V or 230 V LED and halogen lamps are suitable, please order transformer separately



CODE	TYPE	COLOUR	LAMP	POWER SUPPLY	H
D384	SQUARE DUO	white	2xGU10 LED or 2x30W halogen	230 V	105 mm
D383	SQUARE DUO	grey	2xGU10 LED or 2x30W halogen	230 V	105 mm
D482	SQUARE DUO	white	2xGU5,3 LED or 2x35W IRC halogen	excl. transformer	90 mm
D483	SQUARE DUO	grey	2xGU5,3 LED or 2x35W IRC halogen	excl. transformer	90 mm

H = Einbautiefe / recessed depth

Transformatoren siehe Seite 194 / Transformer see page 194

