

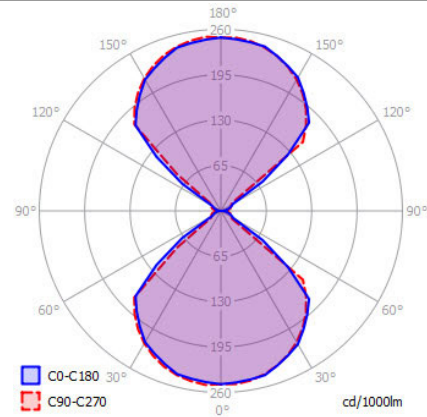
# DIEGO

## SPECIFICATIONS

MOUNTING		WALL
POWER	[W]	2x4
LAMP		built-in LED
LUMINOUS FLUX*	[lm]	2x435
LIGHT COLOUR	[K]	3000
CRI		>90
BEAM ANGLE	[°]	-
AVERAGE LIFETIME	[h]	L80/B50.000
LUMINOUS EFFICACY	[lm/W]	108
POWER SUPPLY	[V] [A]	220-240V AC 50/60 Hz
LED-DRIVER		INCLUDED
DIMMING		NO
THROUGH-WIRING		NO
MATERIAL		ALUMINUM
INGRESS PROTECTION		IP54
PROTECTION CLASS		I
NET WEIGHT	[kg]	1,95
GROSS WEIGHT	[kg]	2,00
COLOUR (HOUSING)		WHITE ~RAL9003
COLOUR (HOUSING)		BLACK ~RAL9005



## LIGHT DISTRIBUTION



\*Luminous flux values are nominal LED data at a operating temperature of 25° C

## OPTIONS / OPTIONAL ACCESSORIES

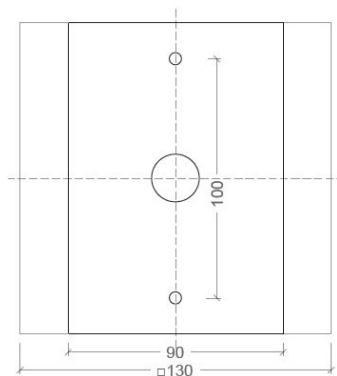
### Colours



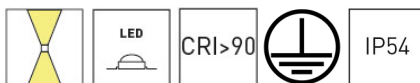
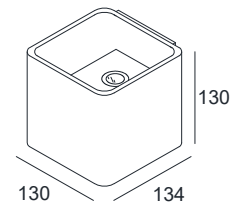
white

black

## MOUNTING DIMENSIONS



## FIXTURE DIMENSIONS



DLS LIGHTING

www.dslighting.com

**\*DLS**  
LIGHTING