

HANGING CLIPPO

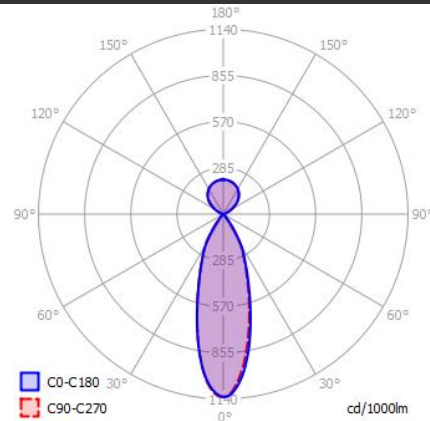
SPECIFICATIONS

MOUNTING		CEILING
POWER	[W]	2x6,3
LAMP		built-in LED
LUMINOUS FLUX*	[lm]	2x15-655
LIGHT COLOUR	[K]	1910-3000
CRI		>90
BEAM ANGLE	[°]	33 (default)
AVERAGE LIFETIME	[h]	L80/B50.000
LUMINOUS EFFICACY	[lm/W]	103
POWER SUPPLY	[V] [A]	220-240V AC 50/60 Hz
LED-DRIVER		INCLUDED
DIMMING		PHASE DIM
THROUGH-WIRING		YES
MATERIAL		ALUMINUM
INGRESS PROTECTION		IP20
PROTECTION CLASS		I
NET WEIGHT	[kg]	1,00
GROSS WEIGHT	[kg]	1,06
COLOUR (HOUSING)		WHITE ~RAL9003
COLOUR (HOUSING)		BLACK ~RAL9005
CORD LENGTH	[m]	1,0 (2,40 - 2,85 ceiling height)
CORD LENGTH	[m]	1,5 (2,86 - 3,30 ceiling height)



LIGHT DISTRIBUTION

33°



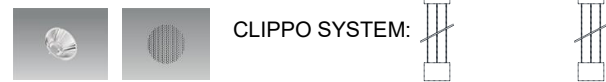
*Luminous flux values are nominal LED data at a operating temperature of 25° C

OPTIONS / OPTIONAL ACCESSORIES

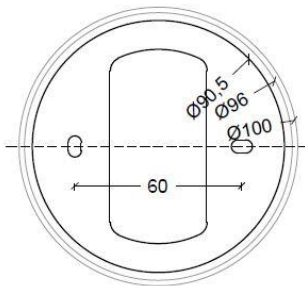
REFLECTOR	[°]	24 / 50
HONEY COMB LOUVER		BLACK
ANTI GLARE RING		GOLD
DIMMING		DALI



CABLE KIT 5	up to. 5000mm cord length
CLIPPO SYSTEM	Ceiling plate for 2+ pendants



MOUNTING DIMENSIONS



FIXTURE DIMENSIONS

