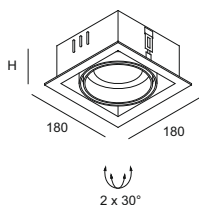
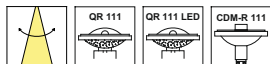


## FRAME 150

Einbaustrahler 12 V oder 230 V, Leuchtmittel kardanisch gelagert, verwendbar für 12 V Halogen und LED oder 230 V Halogenmetalldampflampen, EVG (siehe Seite 129) bitte separat bestellen



Recessed downlight 12 V or 230 V, mountable without tools, illuminant gimbal mounted, usable for 12 V halogen and LED or 230 V metal halide lamps, electronic ballast (see page 129) please order separately

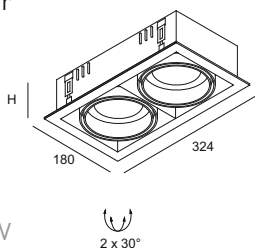


CODE	TYPE	COLOUR	LAMP	POWER SUPPLY	H
D591	FRAME 150	white	1x35W/70W/CDM-R111/GX8,5	excl. electr. ballast	185 mm
D592	FRAME 150	black	1x35W/70W/CDM-R111/GX8,5	excl. electr. ballast	185 mm
D491	FRAME 150	white	1x100W/G53	excl. transformer	105 mm
D492	FRAME 150	black	1x100W/G53	excl. transformer	105 mm

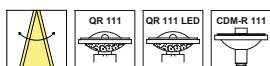
H = Einbautiefe / recessed depth

## FRAME 150 DUO

2-fach Einbaustrahler 12 V oder 230 V, Leuchtmittel kardanisch gelagert, verwendbar für 12 V Halogen und LED oder 230 V Halogenmetalldampflampen, EVG (siehe Seite 129) bitte separat bestellen



Double recessed downlight 12 V or 230 V, mountable without tools, illuminant gimbal mounted, usable for 12 V halogen and LED or 230 V metal halide lamps, electronic ballast (see page 129) please order separately



CODE	TYPE	COLOUR	LAMP	POWER SUPPLY	H
D595	FRAME 150 DUO	white	2x35W/70W/CDM-R111/GX8,5	excl. electr. ballast	185 mm
D596	FRAME 150 DUO	black	2x35W/70W/CDM-R111/GX8,5	excl. electr. ballast	185 mm
D495	FRAME 150 DUO	white	2x100W/G53	excl. transformer	105 mm
D496	FRAME 150 DUO	black	2x100W/G53	excl. transformer	105 mm

Andere Leuchtmittelkombinationen auf Anfrage / Other lamp combinations on request

H = Einbautiefe / recessed depth

## ZUBEHÖR/ ACCESSORIES



### ANTI GLARE CONE 150

Entblendungskonus für Serie NO FRAME 150  
Anti glare cone for serial NO FRAME 150

CODE	TYPE	COLOUR
D158	ANTI GLARE CONE 150	white
D159	ANTI GLARE CONE 150	black



Ø 74

